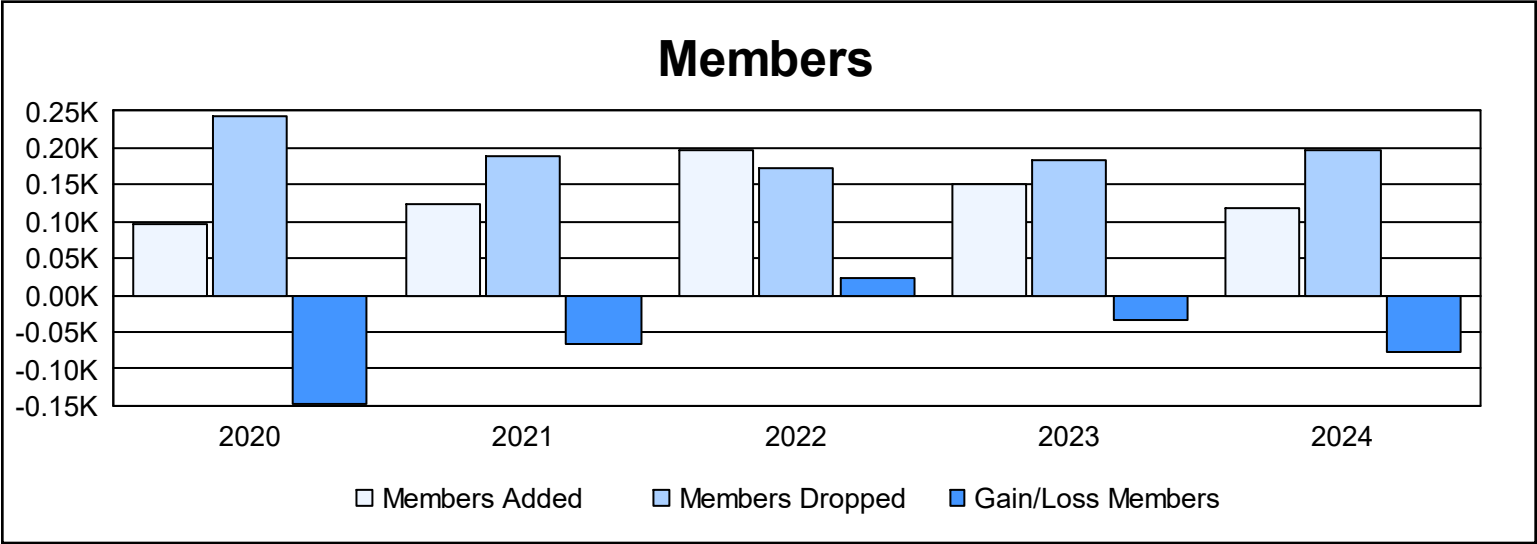
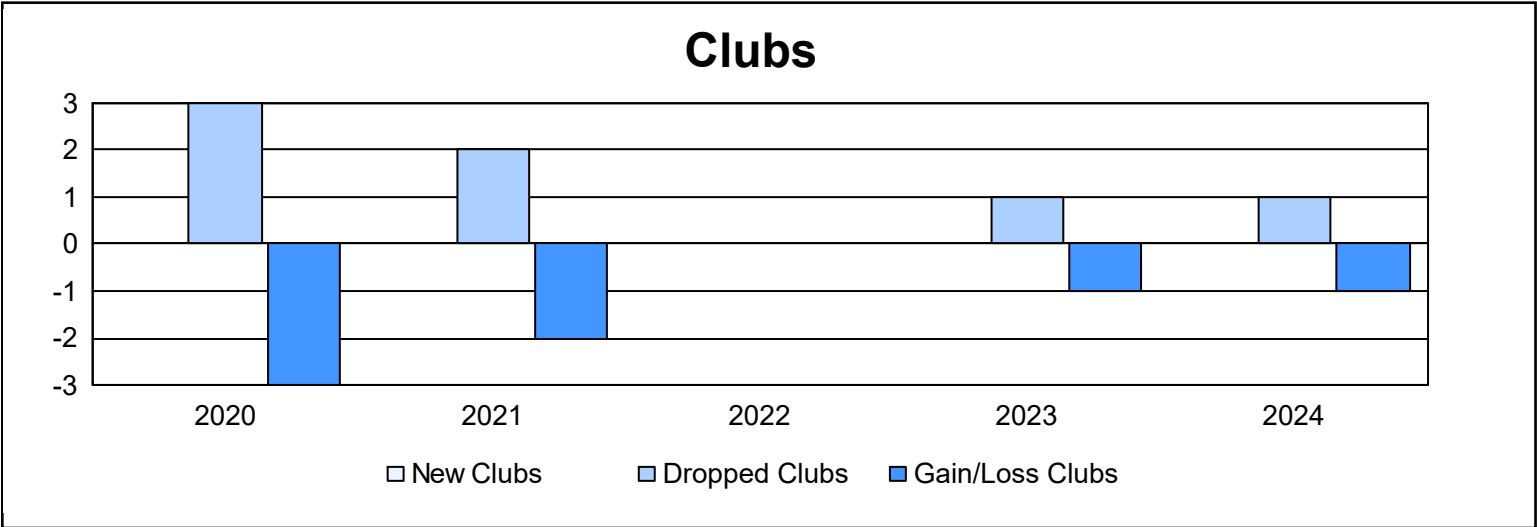
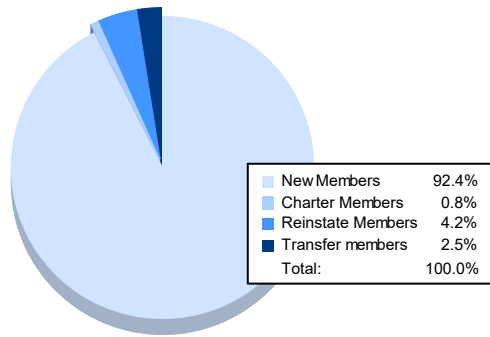


| Year | New Clubs | Dropped Clubs | Gain/ Loss Clubs | New Members | Charter Members | Reinstate Members | Transfer Members | Total Member Added | Total Members Dropped | Gain/ Loss Members |
|-----------|-----------|---------------|------------------|-------------|-----------------|-------------------|------------------|--------------------|-----------------------|--------------------|
| 2019-2020 | 0 | 3 | -3 | 79 | 0 | 4 | 13 | 96 | 244 | -148 |
| 2020-2021 | 0 | 2 | -2 | 116 | 0 | 4 | 4 | 124 | 190 | -66 |
| 2021-2022 | 0 | 0 | 0 | 171 | 0 | 14 | 12 | 197 | 173 | 24 |
| 2022-2023 | 0 | 1 | -1 | 139 | 0 | 4 | 8 | 151 | 184 | -33 |
| 2023-2024 | 0 | 1 | -1 | 110 | 1 | 5 | 3 | 119 | 197 | -78 |
| Average | 0 | 1 | -1 | 123 | 0 | 6 | 8 | 137 | 198 | -60 |



Membership Composition June 2024 Cumulative



Gender Composition June 2024 Cumulative

